



ZOOM - SET UP GUIDE

What is Zoom?

Zoom is a free digital platform that East London Dance is using for all sessions including online dance classes and coaching. It is like a digital classroom where we can interact using video.

What equipment do I need to use Zoom?

Zoom is an app that can be used on a **computer, phone, tablet** or **mobile phone** (smart phone). The device that you choose to use Zoom on will need to **have a camera** and an **in-built microphone**. See below for a **guide on how to set-up Zoom** on each device.

Who can set up a Zoom Account?

If you are under 16 you will need your parent or carer to set up a free Zoom account and log you in for each session.

How much does Zoom cost?

Nothing it is free.


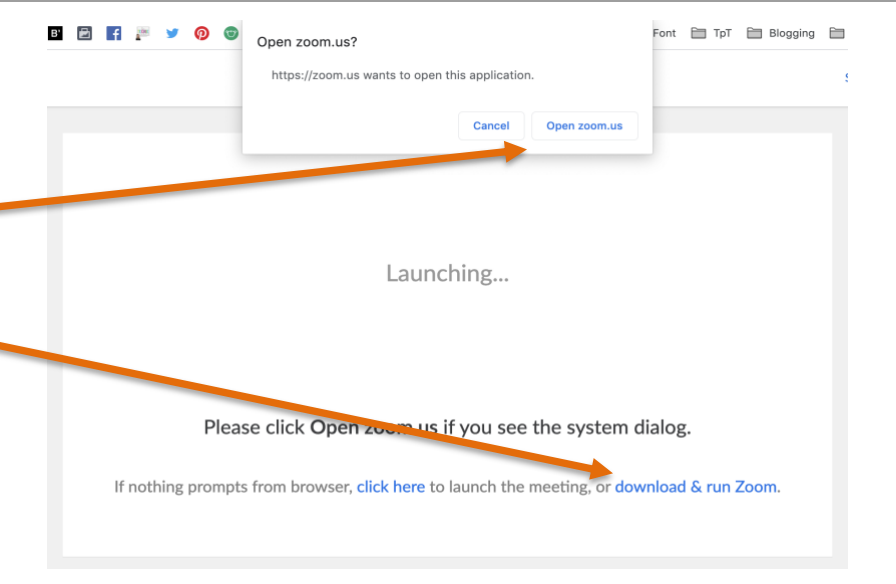
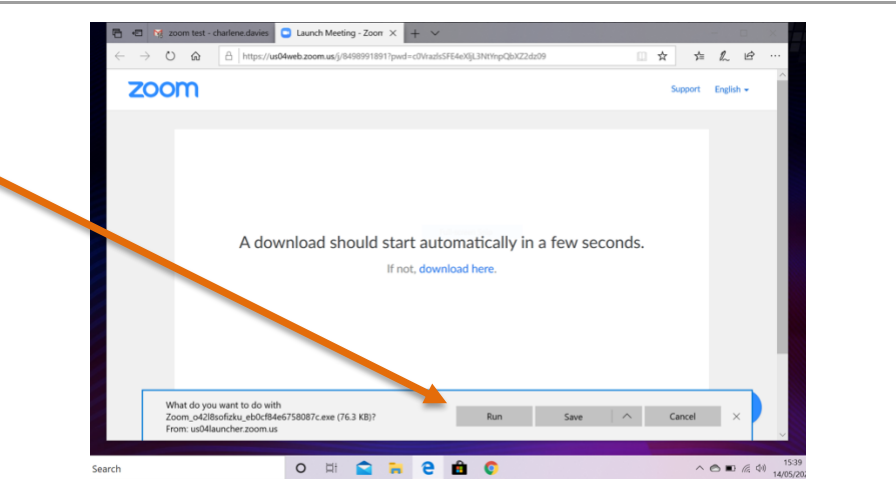
How do I get a Meeting ID and Password for my dance class or coaching call?

We will send you a new Meeting ID and Password every week before the session via email and WhatsApp message.

I am having issues downloading the Zoom App

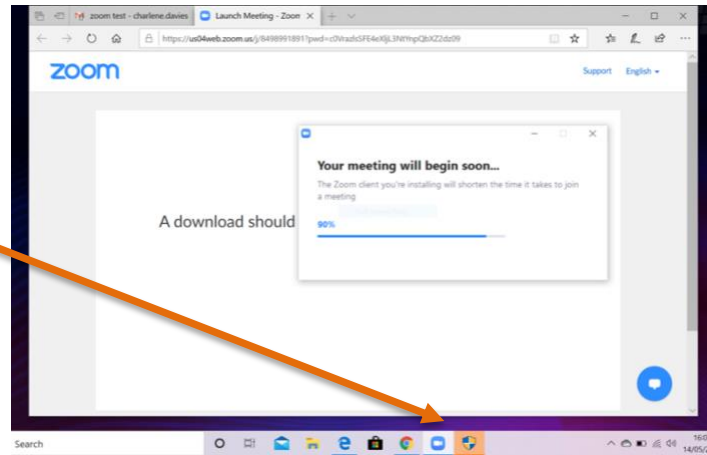
If you are having issues please email us on hello@eastlondondance.org or text **07732 492410** to arrange a support call. You can also watch this helpful guide on YouTube <https://www.youtube.com/watch?v=d7xXZxRDFUU>

HOW TO SET UP ZOOM ON YOUR COMPUTER

<p>1 Each week we will email and text you a new link to join a Zoom meeting</p> <p>It will look like this</p> <p>Click on the meeting link.</p>	
<p>2 If you already have the Zoom app downloaded on your computer, then click the link and press Open zoom.us (+ go to step 5)</p> <p>If you have never used Zoom before then you will need to click download & run Zoom.</p> <p>This will download the Zoom app to your computer.</p>	
<p>3 If using a PC click RUN. This will download the programme.</p> <p>If using an Apple Mac – follow your computer prompts.</p>	

4 Your programme will start to download

If you have security software you may need to confirm that you want to download Zoom



5 There are two ways to access your sessions in the future:

1. Click on the link that we send you which will take you straight to the app

OR

2. Open the app, press the **Join** button and then enter the **Meeting ID** number and **Password** that we send you and then click **Join**.

(please note this ID will be different for every session)

On The Move Zoom Meeting

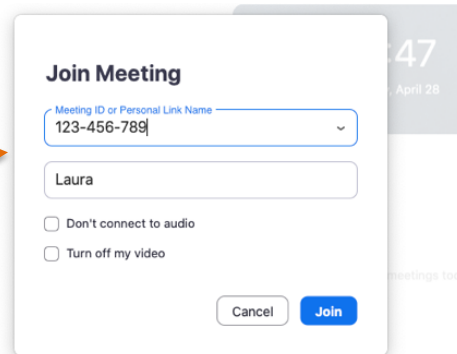
Wednesday, 29 April · 16:00 – 16:40

<https://zoom.us/j/91013759526?pwd=Z3RTVjU50EFLZ1FTd3FqdmVod011Q10T09>

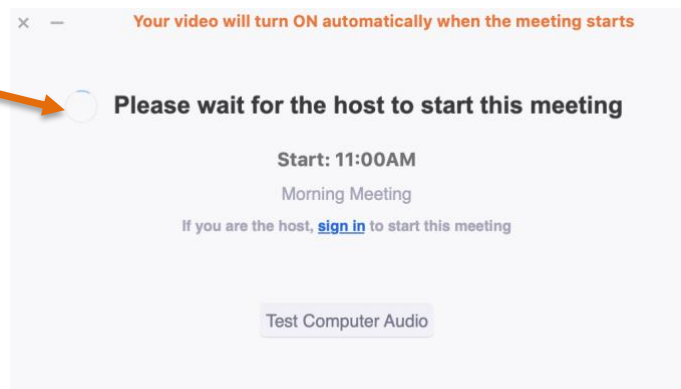
Laura Goodwin is inviting you to a scheduled Zoom meeting.

Join Zoom Meeting
<https://zoom.us/j/91013759526?pwd=Z3RTVjU50EFLZ1FTd3FqdmVod011Q10T09>

Meeting ID: 910 1375 9526
 Password: OnTheMove



6 Next you will see this message. Wait for the ELD staff to let you in

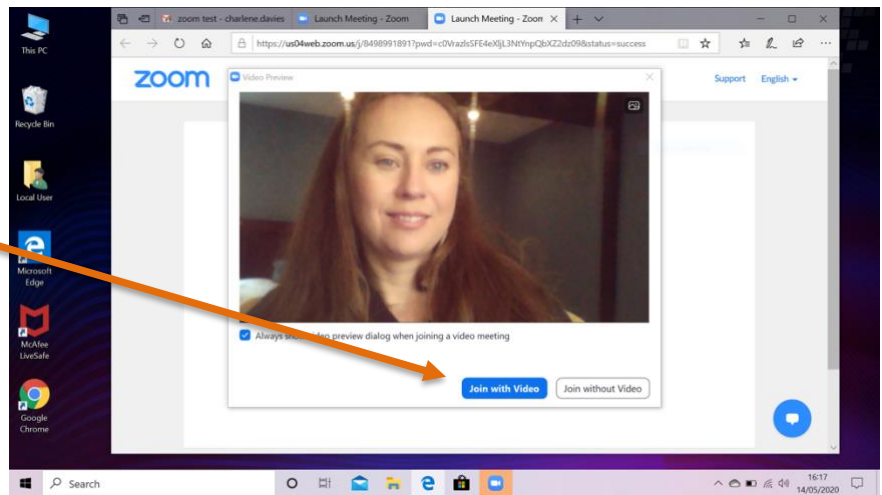


5 Then a box will pop up with your video in.

Click **Join with Video**

Now the fun begins!

If you have any issues during this process email hello@eastlondondance.org or call 07732 492410 for support

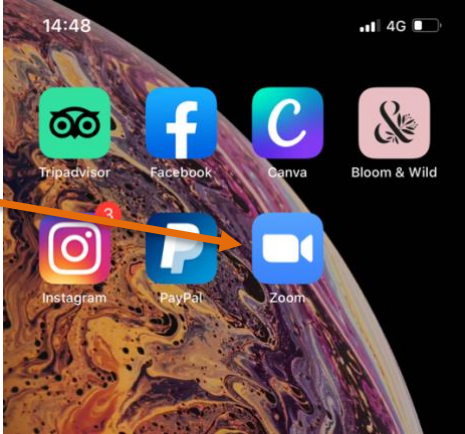
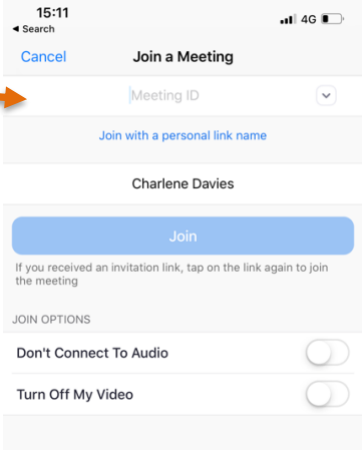


\

HOW TO SET UP ZOOM ON YOUR PHONE, IPAD OR TABLET

1 Download the [Zoom Cloud Meetings app](#) from your **app store** on your mobile phone, iPad or tablet.



<p>2 Once downloaded find and open the app on your device.</p> <p>Click to open it</p>	
<p>3 Press Join</p>	
<p>4 Then enter the Meeting ID</p> <p>OR</p> <p>Click on the link that we send you (from the same device) which will take you directly to the Zoom app.</p> <p>!! We will send you a new Meeting ID via email and WhatsApp for every session.</p> <p>!! Please do not share the Meeting ID or</p>	 <p>On The Move Zoom Meeting Wednesday, 29 April · 16:00 – 16:40</p> <p>https://zoom.us/j/91013759526?pwd=Z3RTVjU50EFLZ1FTd3FqdmVod0l1OT09</p> <p>Laura Goodwin is inviting you to a scheduled Zoom meeting.</p> <p>Join Zoom Meeting https://zoom.us/j/91013759526?pwd=Z3RTVjU50EFLZ1FTd3FqdmVod0l1OT09</p> <p>Meeting ID: 910 1375 9526 Password: OnTheMove</p>



	password with anyone	
--	----------------------	--